


Automat

DRY FEEDER FOR PIGS WEIGHING FROM 7 KG TO SLAUGHTER WEIGHT

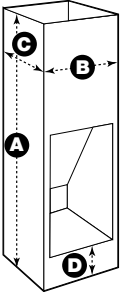





Dry feeders for pigs weighing from 7 kg to slaughter weight. Many pig breeders consider keeping water and feed separately the best solution. This type of feeders can be used for almost any kind of feed. Two versions are available: the FR-H and F-H feeders featuring a plastic trough and the FR and F feeders featuring a stainless steel trough.

The Domino feeders are also noted for the following:

- One metal bar per feeding place ensures permanent access to feed
- Waste catching edge on trough preventing waste of feed
- Strong materials, PE plastics and stainless steel
- Stainless steel section reinforced edges
- No sharp edges that can harm the animals
- Easy to clean – disassembling before cleaning not required
- Supplied fully assembled and ready for installation
- Easy adjustment of feed opening for various types of feed

Data: Automat

	No.	A	B	C	D							
						ltr	kg	0-7kg	7-30kg	7-45kg	25>kg	
FH-1	08130	750	350	375	150	35	25				10	
FH-2	08131	750	685	375	150	70	50				20	
FH-3	08132	750	1025	375	150	105	75				30	
FH-2D	08140	750	685	750	150	140	100				40	
FH-3D	08141	750	1025	750	150	210	150				60	
FRH-2	08150	600	475	310	110	30	21		15	15		
FRH-3	08151	600	685	310	110	45	32		20	20		
FRH-4	08152	600	895	310	110	60	42		25	25		
FRH-3D *	08160	600	685	620	110	90	64		40	40		
FRH-4D *	08161	600	895	620	110	120	84		50	50		
F 900/3	18410	750	925	380	150	105	75				15	
F 1200/4	18411	750	1225	380	150	140	100				20	
F 1500/5	18412	750	1525	380	150	174	124				25	
F 900/3 D	18420	750	925	760	150	210	150				30	
F 1200/4 D	18421	750	1225	760	150	280	200				40	
F 1500/5 D	18422	750	1525	760	150	348	248				50	
F 900/3 H	18430	1000	925	380	150	140	100				15	
F 1200/4 H	18431	1000	1225	380	150	186	133				20	
F 1500/5 H	18432	1000	1525	380	150	232	166				25	
F 900/3 HD	18440	1000	925	760	150	280	200				30	
F 1200/4 HD	18441	1000	1225	760	150	372	266				40	
F 1500/5 HD	18442	1000	1525	760	150	464	332				50	
FR 400/2	18148	600	425	310	110	38	27		10	10		
FR 800/4	18150	600	825	310	110	76	54		20	20		
FR 1000/5	18151	600	1025	310	110	95	67		25	25		
FR 1200/6	18152	600	1225	310	110	114	80		30	30		
FR 1400/7	18154	600	1425	310	110	133	93		35	35		
FR 800/4 H	18170	750	825	310	110	76	54		20	20		
FR 1000/5 H	18171	750	1025	310	110	95	67		25	25		
FR 1200/6 H	18172	750	1225	310	110	114	80		30	30		
FR 1400/7 H	18173	750	1425	310	110	133	93		35	35		
FR 800/4 D	18155	600	825	620	110	152	108		40	40		
FR 1000/5 D	18156	600	1025	620	110	190	134		50	50		
FR 1200/6 D	18157	600	1225	620	110	288	160		60	60		
FR 1400/7 D	18158	600	1425	620	110	266	186		70	70		
FR 800/4 HD	18175	750	825	620	110	152	108		40	40		
FR 1000/5 HD	18176	750	1025	620	110	190	134		50	50		
FR 1200/6 HD	18177	750	1225	620	110	228	160		60	60		
FR 1400/7 HD	18178	750	1425	620	110	266	186		70	70		

